

# Axcess™ 6800 Series Automated Locker Solutions



## Outdoor solutions for no-wait order pickup and returns

### Quick, Secure Access

Customers access their order compartment(s) with a unique pickup code

### Optimal Compartment Sizes

A wide choice of configurations to accommodate many products and shelf heights

### Flexible Configurations

Add up to three satellite lockers to right or left of customer interface

### Accessible Accommodations

A variety of features provide accommodations for users with disabilities

### IP24 Rated

Resists rain, moisture and particle infiltration of 12.5 mm or larger

### Withstands Heat and Cold


Operates in temperatures from -10° F/-23° C\* to 110° F/43° C with optional heater fan  
\*Without heater fan: 40° F/4° C to 110° F/43° C

### Supports a Wide Range of User ID

Choose from barcode, magnetic stripe, proximity card or keypad entry

### Optional Front and Side Skirts

Provides a more streamlined appearance



\*Shown with optional skirt and custom branding

- **Offer 24/7 e-commerce order pickup and returns**

Meet your customers' needs 24/7 by providing convenient self-serve pickup and returns. Optional automated data exchange with your POS or e-commerce system.

- **Remote dispensing convenience**

Keep supplies stocked and secure, and always know who's using what, when and where.

- **Reusable asset check-out/check-in**

Keep handheld devices and tools ready to work, keep track of who's using them, and when they're returned.

- **Create a dazzling brand experience**

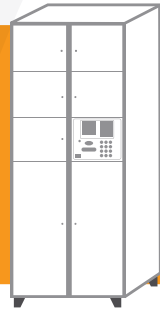
Get creative with optional eye-catching colors and graphics to reinforce your brand and stand out in any environment.

## FIVE COMPARTMENT OPTIONS

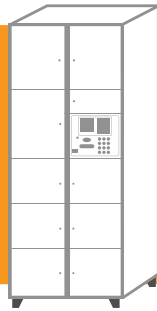
Choose from five compartment sizes and multiple configurations to enhance order fulfillment.



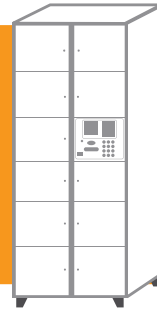
# Streamline Order Pickup and Returns



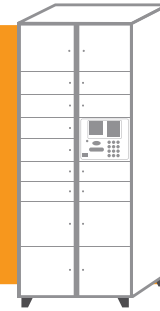
**AXCESS 6807.CH**  
7-Door Locker



**AXCESS 6810.C**  
10-Door Locker



**AXCESS 6811.C**  
11-Door Locker



**AXCESS 6816.C**  
16-Door Locker

### Stand-Alone Lockers

Includes customer interface

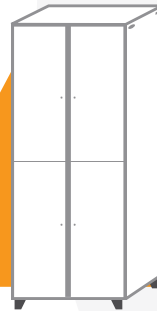
Width: 31" / 787 mm  
 Height: 79" / 2006 mm  
 Depth: 31" / 787 mm  
 Weight: 350 lbs. / 159 kg  
 Electrical: 115-230VAC/50-60Hz/1.25-2.5A



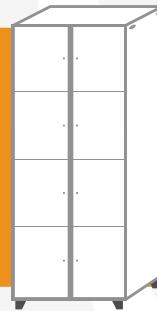
### Compartment Interiors\* (W x H x D)

6" Door: 11.1" x 4.8" x 23.1" / 282 mm x 122 mm x 586 mm  
 12" Door: 11.1" x 10.8" x 23.1" / 282 mm x 274 mm x 586 mm  
 18" Door: 11.1" x 16.8" x 23.1" / 282 mm x 427 mm x 586 mm  
 24" Door: 11.1" x 22.8" x 23.1" / 282 mm x 579 mm x 586 mm  
 36" Door: 11.1" x 34.8" x 23.1" / 282 mm x 884 mm x 586 mm

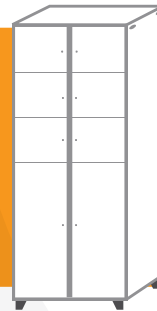
\*Bottom Row Compartment Depth: 20.2" / 488 mm  
 Compartment Weight Capacity: 45 lbs. / 20 kg



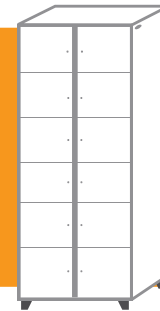
**AXCESS 6804.S**  
4-Door Locker



**AXCESS 6808.SE**  
8-Door Locker



**AXCESS 6808.SH**  
8-Door Locker



**AXCESS 6812.S**  
12-Door Locker

### Satellite Lockers

Add up to three satellite lockers to right and/or left of customer interface\*

Width: 31" / 787 mm  
 Height: 79" / 2006 mm  
 Depth: 29" / 77 mm  
 Weight: 350 lbs. / 159 kg

Configurations may vary. Consult your sales representative for details.

\*Optional bolt-down kit sold separately. Standard color is black. Optional private branding and custom colors available for an additional cost.



### Apex Cloud™ Real-Time Visibility and Control

Get a single, unified transaction platform to track, manage and report your business from anywhere. See package pickup/drop-off times, compartment usage trends and more.

Easy to Use. Easy to Implement. Easy to Afford.

ApexSupplyChain.com | info@apexsupplychain.com | 800.229.7912

